

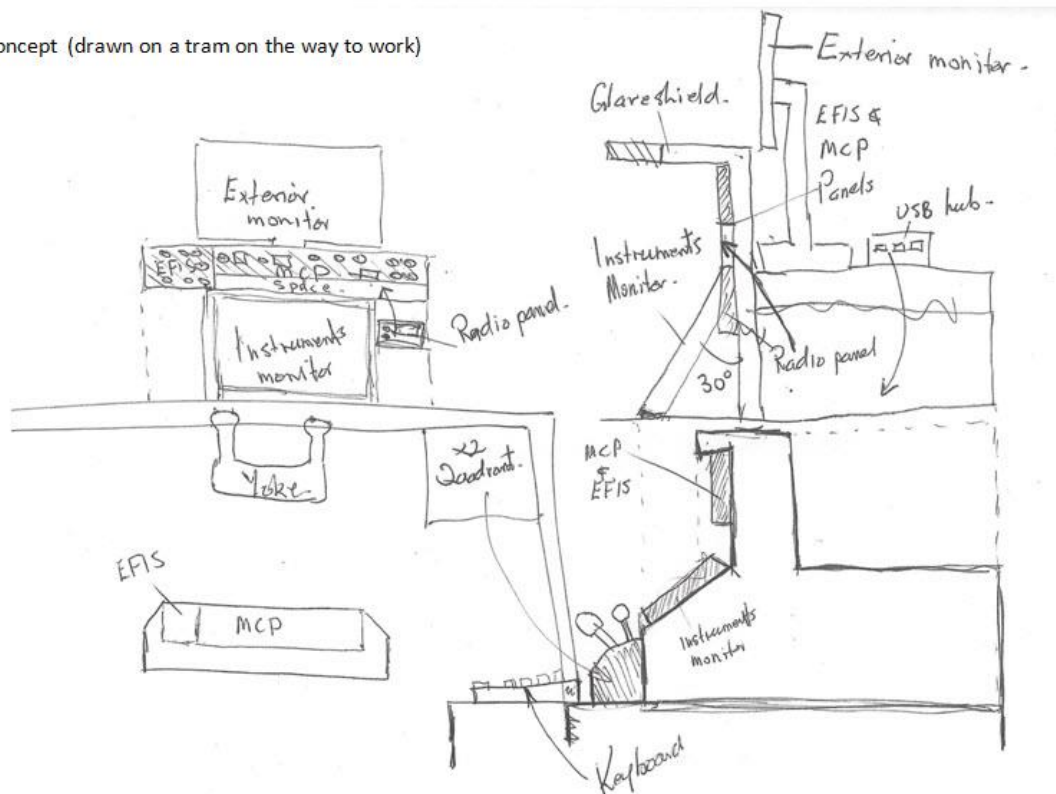
DIY Cockpit Build Update - It's finished!

The desktop cockpit build is finally finished, well almost. The upgrades computer was picked up from Scorptec on Saturday morning. The three 24" acer IPS LED monitors were added, powered by a GIGABYTE GeForce GTX 980 Windforce 3X, 4GB graphics card. RAM was doubled by the installation of a Kingston 16GB (2x8GB), PC3-1500 (1866MHz), HyperX Fury White, 10-11-10, Dual Channel Kit. It was running perfectly on the bench at Scorptec, but when I got it home and reassembled it, I could get the monitors configured correctly. Sooo frustrating! nonetheless I will sort it out in time. Following is a slideshow of the development of the cockpit from idea to completion.


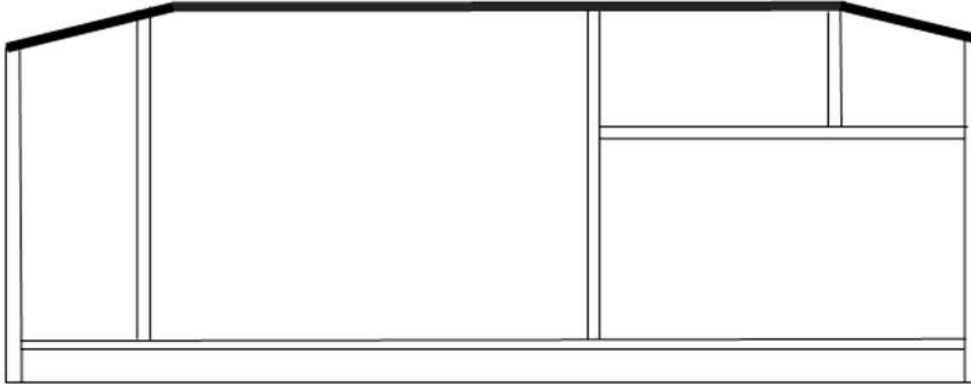

DIY 737-800 cockpit build

By Greg Whiley (Capt Aus)

The original concept (drawn on a tram on the way to work)




Original concept



Carcass assembly with panels





Planning begins

